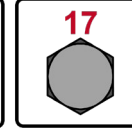




M-283 2311



PR0038



[mm]

CWL0152



max 2x

2x C


max 10000

M-284
M-285
M-286

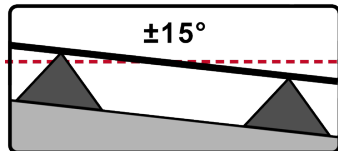
M-291



2x C



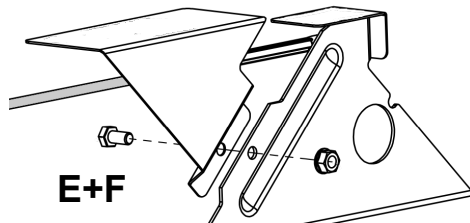
min 200



±15°



C=
M10
A2



E+F

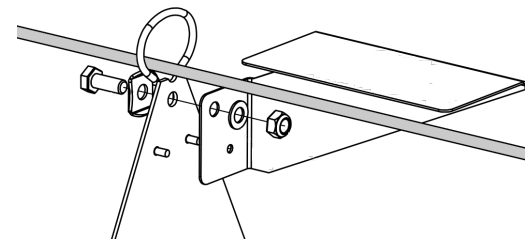


E=
M10x20
8.8 FZV

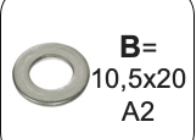


F=
M10
8.8 FZV

K+N+B+O



K=
M10x25
A2



B=
10,5x20
A2



O=
M10
A2
DIN 985



N
A2